



COOKOUT

It's worth the wait



WEEK
THREE
APRIL 2024

SMALL GROUP
K-1

TODAY'S SUGGESTED SCHEDULE

TODAY'S BIBLE STORY

I Keep Forgettin'
Golden Calf
Exodus 32:1-35

TODAY'S BOTTOM LINE

When you have to wait,
remember what's true.

MONTHLY MEMORY VERSE

"Wait for the Lord. Be strong
and don't lose hope. Wait
for the Lord."
Psalm 27:14, NIRV

MONTHLY VIRTUE

Patience—Waiting until later
for what you want now

BASIC TRUTH

I can trust God no matter what.

PRELUDE: Setting the tone for the experience

See the **Getting Ready** pages at the end of this document for a detailed description of what you'll need for today.

In the **Prelude** folder of your curriculum, you'll find a variety of other resources to help you prepare.

Check out our Pinterest page here <https://bit.ly/447HSZi> or a visual on some of the activities.

SMALL GROUP

15
MIN

SOCIAL: Providing time for fun interaction

Early Arriver
Opening Activity

LARGE GROUP

35
MIN

STORY: Communicating God's truth in engaging ways

WORSHIP: Inviting people to respond to God

Welcome/Opener
Worship
Bible Story
Bottom Line
Prayer
Closer

SMALL GROUP

25
MIN

GROUPS: Creating a safe place to connect

Bible Story Review: Remember What's True
Application Activity: When You Have to Wait
Memory Verse Activity: Go Sandwich
Prayer Activity: Pray and Dismiss


HOME: Prompting action beyond the experience

Parent Cue Card (print or email)
Devotionals for Kids
Parent Cue App



COOKOUT

It's worth the wait



WEEK
THREE
APRIL 2024

SMALL GROUP
K-1

PRELUDE

SOCIAL

STORY

WORSHIP

GROUPS

HOME

PROVIDING TIME FOR FUN INTERACTION
15 MINUTES

MADE TO PLAY

an activity that encourages learning through following guidelines and working as a group



Before kids arrive, take a few moments to pray for them. Pray for those who might be visiting your group for the first time. Reflect on any ways you've fallen short of showing patience this week. Ask for forgiveness and for the continued gift of growing in patience. Pray that during group time, your few would embrace and remember God's love and God's provision as truths to help them wait well.

TODAY'S BIBLE STORY

I Keep Forgettin'
Golden Calf
Exodus 32:1-35

1. EARLY ARRIVER

WHAT YOU NEED: Offering container

WHAT YOU DO:

- Warmly welcome each kid by name as they arrive.
- Invite kids who have brought an offering to put it in the offering container.
- Ask: "As we WAIT for the other kids to arrive, would you like to play Simon Says or I Spy?"
- Lead kids in the game(s) of their choice.
- Ask: "What games do you like to play while you wait at home, at school, on the bus, or in the car?"

TODAY'S BOTTOM LINE

When you have to wait, remember what's true.

MONTHLY MEMORY VERSE

"Wait for the Lord. Be strong and don't lose hope. Wait for the Lord."
Psalm 27:14, NIRV

MONTHLY VIRTUE

Patience—Waiting until later for what you want now

BASIC TRUTH

I can trust God no matter what.



COOKOUT

It's worth the wait



WEEK
THREE
APRIL 2024

SMALL GROUP
K-1

PRELUDE

SOCIAL

STORY

WORSHIP

GROUPS

HOME

PROVIDING TIME FOR FUN INTERACTION
15 MINUTES

MADE TO MOVE

an activity that increases the oxygen in the brain and taps into the energy in the body



2. OPENING ACTIVITY

WHAT YOU NEED: No supplies needed

WHAT YOU DO:

- Instruct the kids to sit in a circle.
- One by one, call out a series of statements from the statements listed below. (Some are serious and others are silly.)
- If the statement is TRUE, instruct the kids to pat their knees twice, and then clap their hands.
- If the statement is FALSE, instruct the kids to stomp their feet.
 - Increase engagement by reacting with disbelief to some "wacky" false statements. (*Horses don't have rainbow polka dots? When did they stop having polka dots? I had no idea!*)
- Continue play until all of the statements have been read and responded to.

TODAY'S BIBLE STORY

I Keep Forgettin'
Golden Calf
Exodus 32:1-35

TODAY'S BOTTOM LINE

When you have to wait,
remember what's true.

MONTHLY MEMORY VERSE

"Wait for the Lord. Be strong
and don't lose hope. Wait
for the Lord."
Psalm 27:14, NIRV

MONTHLY VIRTUE

Patience—Waiting until later
for what you want now

BASIC TRUTH

I can trust God no matter what.

Statements:

- The sky is blue. (*True*)
- Ketchup is purple. (*False*)
- Ketchup is red. (*True*)
- Z is the first letter in the alphabet. (*False*)
- A is the first letter in the alphabet. (*True*)
- Dogs and cats have six legs. (*False*)
- Fish can walk. (*False*)
- Dogs meow. (*False*)
- Cats bark. (*False*)
- Cows have two stomachs. (*True*)
- Zebras have stripes. (*True*)
- Horses have rainbow polka dots. (*False*)
- Sliced hot dogs are square. (*False*)
- Sliced hot dogs are round. (*True*)
- You hear with your eyes. (*False*)
- You hear with your ears. (*True and False – accept hear through touch for hearing impaired*)
- You smell with your toes. (*False*)
- You smell with your nose. (*True*)
- God is good. (*True*)
- I can trust God no matter what! (*True*)

WHAT YOU SAY:

[Transition] "You guys did a great job knowing what's true. In Large Group we'll hear why it's REALLY important to remember what's true. Let's go learn more."

Lead your group to the Large Group area.



COOKOUT

It's worth the wait



WEEK
THREE
APRIL 2024

SMALL GROUP
K-1

PRELUDE

SOCIAL

STORY

WORSHIP

GROUPS

HOME

CREATING A SAFE PLACE TO CONNECT
25 MINUTES

MADE TO CREATE

an activity that explores spiritual ideas through the process of drawing, building, and designing



* 1. REMEMBER WHAT'S TRUE

[TALK ABOUT GOD | BIBLE STORY REVIEW]

WHAT YOU NEED: Bible marked with "Remember What's True" Activity Page bookmarks, and playdough

WHAT YOU DO:

- Instruct the kids to sit in a circle.
- Ask questions to briefly review the Bible Story. Try to touch on the following key points:
 - After God rescued the Israelites from Egypt, the people promised to obey God.
 - God wanted to give Moses a special set of rules that would help the people stay connected to God and keep them safe. So God called Moses to come up on the mountain.
 - Moses and his helper, Joshua, went up the mountain. While Joshua waited, Moses spoke with God. They were there for FORTY days and nights.
 - The Israelites became impatient. They forgot all the ways God had provided for them. They forgot they had promised to obey.
 - The people brought all their gold earrings, and Aaron melted them together and formed a statue of a calf—a golden calf. They called it their god!
 - When Moses and Joshua came down from the mountain, they saw the people dancing in front of the golden calf.
 - Moses was so angry he threw the tablets on the ground, and they broke! He took the golden calf and burned it in the fire. Then he scattered the ashes in the water and made the Israelites drink it. It was a bitter reminder of what they had done.
- Say: "When the Israelites became impatient, they forgot all that God had done. They forgot to remember what's true. God can help us remember what's true."
- Choose a kid and give them the marked Bible.
- Invite them to open the Bible to one of the marked pages.
- Read the verse to the group, then invite the kid with the marked Bible to read the "Remember What's True" bookmark.
 - Invite the kid to read the strip aloud or point to each word as you read it aloud.
- Instruct the kid to hold on to the bookmark and give the marked Bible to another kid in the group.
- Invite that kid to open the Bible to another of the marked verses.
- Repeat for each marked verse.
- Ask: "What are some other things that are true about God?"
 - If the kids are stumped, prompt them with responses, like:
 - God loves us.
 - God made the world and everything in it.
 - God is always with us, etc.
- Give each kid a lump of playdough.

TODAY'S BIBLE STORY

I Keep Forgettin'
Golden Calf
Exodus 32:1-35

TODAY'S BOTTOM LINE

**When you have to wait,
remember what's true.**

MONTHLY MEMORY VERSE

**"Wait for the Lord. Be strong
and don't lose hope. Wait
for the Lord."**
Psalm 27:14, NIRV

MONTHLY VIRTUE

**Patience—Waiting until later
for what you want now**


BASIC TRUTH

I can trust God no matter what.



COOKOUT

It's worth the wait



WEEK
THREE
APRIL 2024

SMALL GROUP

K-1

PRELUDE

SOCIAL

STORY

WORSHIP

GROUPS

HOME

CREATING A SAFE PLACE TO CONNECT
25 MINUTES

(1. REMEMBER WHAT'S TRUE, CONTINUED)

- Invite the kids to sculpt something that is true about God.
 - Here are some ideas:
 - They can make a flower to show that God made the world.
 - They can make a heart to express God's never-ending love, etc.
- **[Make It Personal] Sculpt something that is true about God too.**
- Invite kids to share what they made with the group.

WHAT YOU SAY:

"In our story today, the Israelites forgot what God had done for them by bringing them out of Egypt. They forgot that God was with them, and that they could trust God to lead them.

"When you have to wait, remember what's true. Remember the ways God has helped you. Remember God loves you more than you could ever imagine. Remember God is always with you. So, remember: **when you have to wait, remember what's true!"**



COOKOUT

It's worth the wait



WEEK
THREE
APRIL 2024

SMALL GROUP
K-1

PRELUDE

SOCIAL

STORY

WORSHIP

GROUPS

HOME

CREATING A SAFE PLACE TO CONNECT
25 MINUTES

MADE TO CONNECT

an activity that invites kids to share with others and build on their understanding



2. WHEN YOU HAVE TO WAIT [LIVE FOR GOD | APPLICATION ACTIVITY]

WHAT YOU NEED: "When You Have to Wait" Activity Page, prepared paper plates, markers or crayons, stapler and staples

WHAT YOU DO:

- Give each kid two prepared paper plates.
- Set out the markers or crayons.
- Invite the kids to decorate the back, outside of their plates with the markers or crayons.
- As kids work, talk about things that are true about God. Here are some ideas:
 - God loves us.
 - God is always with us.
 - God made the world and everything in it.
 - God is powerful.
 - God is good, etc.
- Demonstrate how kids can put their plates together, and invite them to put their plates together, rim to rim.
- Staple the edges of the two plates together.
- Give each kid a label from the "When You Have to Wait" Activity Page to attach to their frisbee.
- Read the Bottom Line that is on the label out loud, encouraging the kids to say it with you.
- Invite kids to toss their frisbees back and forth with a partner, saying the Bottom Line as they do.
- Instruct the first partner to say: **"When you have to wait . . ."**
- Instruct the second partner to answer: **". . . remember what's true!"**
- Check out this link for a visual or scan the QR code below: <https://bit.ly/4auOsNS>

TODAY'S BIBLE STORY

I Keep Forgettin'
Golden Calf
Exodus 32:1-35

TODAY'S BOTTOM LINE

**When you have to wait,
remember what's true.**

MONTHLY MEMORY VERSE

**"Wait for the Lord. Be strong
and don't lose hope. Wait
for the Lord."**
Psalm 27:14, NIRV

MONTHLY VIRTUE

**Patience—Waiting until later
for what you want now**

BASIC TRUTH

I can trust God no matter what.



WHAT YOU SAY:


"The thing to remember this week is this: **when you have to wait, remember what's true!** Remember God loves you more than you could ever imagine. Remember God is good. Remember God is always with you and that God will help you.

"It can be hard to wait sometimes! While we're waiting for something, we can think about the ways that God has helped us before. What are some ways God helps us? (*Invite responses, like: God loves us, is always with us, puts people in our lives to love and help us, etc.*)



COOKOUT

It's worth the wait



WEEK
THREE
APRIL 2024

SMALL GROUP

K-1

PRELUDE

SOCIAL

STORY

WORSHIP

GROUPS

HOME

CREATING A SAFE PLACE TO CONNECT
25 MINUTES

(2. WHEN YOU HAVE TO WAIT, CONTINUED)

[Make It Personal] (Tell kids something true that you remember when you have to wait—whether it's God loves you, God is with you, God is faithful, or God has a plan.)

"So remember: **When you have to wait, remember what's true!**"



COOKOUT

It's worth the wait



WEEK
THREE
APRIL 2024

SMALL GROUP
K-1

PRELUDE

SOCIAL

STORY

WORSHIP

GROUPS

HOME

CREATING A SAFE PLACE TO CONNECT
25 MINUTES

MADE TO PLAY

an activity that encourages learning through following guidelines and working as a group



3. GO SANDWICH

[HEAR FROM GOD | MEMORY VERSE ACTIVITY]

WHAT YOU NEED: Prepared "PB&J Cards" Activity Pages;
Optional: pre-folded paper plates

WHAT YOU DO:

- Divide your group into groups of four.
 - If you have some groups of three, a group of three will work as well.
- Instruct each group to get in a circle.
- Give each group a prepared deck of "PB&J Cards" and place it face down in the circle.
 - *Optional: Give each kid a folded paper plate.*
- Instruct each kid to take five cards from the top of the deck.
 - *Optional: Kids can use the folded paper plate to help them hold their "hand."*
- Lead kids to play a variation of "Go Fish!"
- Share that the goal of the game is to make as many PB&J sandwiches as possible with two bread cards, one peanut butter card, and one jelly card.
 - Choose one kid from each team to go first.
 - Instruct that kid to start the game by asking another kid for a card they need.
 - "____ do you have any peanut butter?"
 - If the other kid has that card, direct them to give it to the requester.
 - If they don't have the card, direct them to say, "Go Sandwich."
 - If a kid says, "Go Sandwich," instruct the requester to draw a card from the pile of cards in the middle.
 - Play continues around the circle to the left.
 - When a kid has a complete PB&J Sandwich, instruct them to set the cards in front of them.
- Play until each kid has at least one PB&J Sandwich.
- Guide kids to put their "Sandwich Set" in verse order.
- Read the verse aloud with the kids.
- Play again if time allows.

NOTE: Save the prepared "PB&J Cards" Activity Pages for Week 4.

WHAT YOU SAY:

"Did Aaron and the Israelites wait for the Lord (*Psalm 27:14*)? (No!) No, they didn't! They became impatient and lost hope that Moses and Joshua would come back. They forgot ALL the ways God had provided for them. They forgot they had promised to obey.

"Waiting well can be hard. When you have to wait, remember that you don't have to do it on your own! When you follow Jesus, God sends the Holy Spirit to live with you. And patience is a gift from God's Spirit. So **when you have to wait, remember what's true.** Remember God loves you. Remember God is always with you. Remember God cares for you. **When you have to wait, remember what's true!"**

TODAY'S BIBLE STORY

I Keep Forgettin'
Golden Calf
Exodus 32:1-35

TODAY'S BOTTOM LINE

**When you have to wait,
remember what's true.**

MONTHLY MEMORY VERSE

**"Wait for the Lord. Be strong
and don't lose hope. Wait
for the Lord."**
Psalm 27:14, NIRV

MONTHLY VIRTUE

**Patience—Waiting until later
for what you want now**


BASIC TRUTH

I can trust God no matter what.



COOKOUT

It's worth the wait



WEEK
THREE
APRIL 2024

SMALL GROUP
K-1

PRELUDE

SOCIAL

STORY

WORSHIP

GROUPS

HOME

CREATING A SAFE PLACE TO CONNECT
25 MINUTES

MADE TO REFLECT

an activity that creates space for personal understanding and application



4. PRAY AND DISMISS

[PRAY TO GOD | PRAYER ACTIVITY]

WHAT YOU NEED: Bible marked at Psalm 27:14

WHAT YOU DO:

- Use the conversation below as a guide to lead kids into a responsive prayer.

TODAY'S BIBLE STORY

I Keep Forgettin'
Golden Calf
Exodus 32:1-35

WHAT YOU SAY:

"Remember, **when you have to wait, remember what's true.** One thing that's true is that the Bible is God's Word. So when being patient seems hard, remember our verse, Psalm 27:14. *(Read the verse from the marked Bible.)*

Instruct the kids to echo you as you pray the prayer below:

"Dear God, *(Dear God,)*
You are good. *(You are good.)*
You are kind. *(You are kind.)*
You are loving. *(You are loving.)*
You are powerful. *(You are powerful.)*
You are the one and ONLY God. *(You are the one and ONLY God.)*
When we have to wait *(When we have to wait)*
help us remember what's true. *(help us remember what's true.)*
In Jesus' name we pray, *(in Jesus' name we pray,)*
Amen." *(Amen.)*

As adults arrive to pick up, encourage kids to share one thing that's true about God.

TODAY'S BOTTOM LINE

**When you have to wait,
remember what's true.**

MONTHLY MEMORY VERSE

**"Wait for the Lord. Be strong
and don't lose hope. Wait
for the Lord."**
Psalm 27:14, NIRV

MONTHLY VIRTUE

**Patience—Waiting until later
for what you want now**


BASIC TRUTH

I can trust God no matter what.



COOKOUT

It's worth the wait



WEEK
THREE
APRIL 2024

SMALL GROUP
K-1

PRELUDE

SOCIAL

STORY

WORSHIP

GROUPS

HOME

GETTING READY

HERE'S EVERYTHING YOU NEED TO KNOW TO GET READY FOR THIS WEEK

SOCIAL: PROVIDING TIME FOR FUN INTERACTION (15 MINUTES)

Welcome kids and spend time engaging in conversation and catching up. Get ready to experience today's story.

(Choose one or both of these activities.)

1. EARLY ARRIVER

Made to Play: an activity that encourages learning through following guidelines and working as a group

- Offering container

2. OPENING ACTIVITY

Made to Move: an activity that increases the oxygen in the brain and taps into the energy in the body

WHAT YOU NEED:

- No supplies needed

GROUPS: CREATING A SAFE PLACE TO CONNECT (25 MINUTES)

Create a safe place to connect and learn how the Bible story applies to real life experiences, through interactive activities and discussion questions.

(Choose as many of these activities as you like.)

* If you don't have time to do all these activities, be sure to do activity #1.

* 1. REMEMBER WHAT'S TRUE [TALK ABOUT GOD | BIBLE STORY REVIEW]

Made to Create: an activity that explores spiritual ideas through the process of drawing, building, and designing

WHAT YOU NEED:

- Print "Remember What's True" Activity Page on cardstock and cut apart, one set for each Small Group
- Bible, one for each Small Group
 - Before group time:
 - Use the "Remember What's True" Activity Pages to mark the location of each verse listed on the bookmark in the Bible.
- Playdough, enough for each kid to have a small lump

2. WHEN YOU HAVE TO WAIT [LIVE FOR GOD | APPLICATION ACTIVITY]

Made to Connect: an activity that invites kids to share with others and build on their understanding

WHAT YOU NEED:

- Print "When You Have to Wait" Activity Page onto Avery® 5160 labels or equivalent, one label for each kid
- Paper plates, two for each kid
 - Before group time:
 - Cut a large circle out of the center of each plate.
- Markers or crayons
- Stapler and staples

3. GO SANDWICH [HEAR FROM GOD | MEMORY VERSE ACTIVITY]

Made to Play: an activity that encourages learning through following guidelines and working as a group

WHAT YOU NEED:

- Print "PB&J Cards" Activity Page on cardstock and cut apart, 10 sets for every four kids.
 - Before group time, create a deck of cards by shuffling together ten sets of cards for every four kids.
 - Keep each deck separate.
- *Optional: paper plates, one for each kid*
 - Before group time, fold each plate in thirds, burrito-style.

NOTE: Save the prepared "PB&J Cards" Activity Pages for Week 4.

4. PRAY AND DISMISS [PRAY TO GOD | PRAYER ACTIVITY]

Made to Reflect: an activity that creates space for personal processing and application

WHAT YOU NEED:

- Bible marked at Psalm 27:14

HOME: PROMPTING ACTION BEYOND THE EXPERIENCE

- Print on cardstock or email this week's devotionals and Parent Cue cards.
- Tell parents about our additional family resource: **Parent Cue app.**